

Interactive Tools to Educate Clients

Ransomware Impact

Go to **Ransomware Resources** in your eRiskHub® portal to explore this tool and other resources to help clients mitigate ransomware and other cyber threats.

Choose a sector

Business Sector

- Business Services & Consulting
- Construction
- Critical Infrastructure
- Education
- Energy & Utilities
- Financial Services
- Healthcare
- Information Technology
- Insurance Services
- Legal Services
- Life Sciences
- Logistics & Transportation
- Manufacturing
- Media
- Non-Profit
- Professional Services
- Public Entity
- Real Estate

Or variant

Ransomware Type

- Unknown
- .7B9-B832-2E7
- .sfile2
- .xcry7684
- AKO
- Avaddon
- BitPaymer
- Buran
- Conti
- CryLock
- CryptoLocker
- CryptXXX
- Cuba
- Curator
- Dante
- DarkSide
- Defray

See analytic results

Based on 1000+ actual cases from leading IR firms

Loss Averages

\$323,572
Average Ransom

\$49,802
Median Ransom

BI Duration

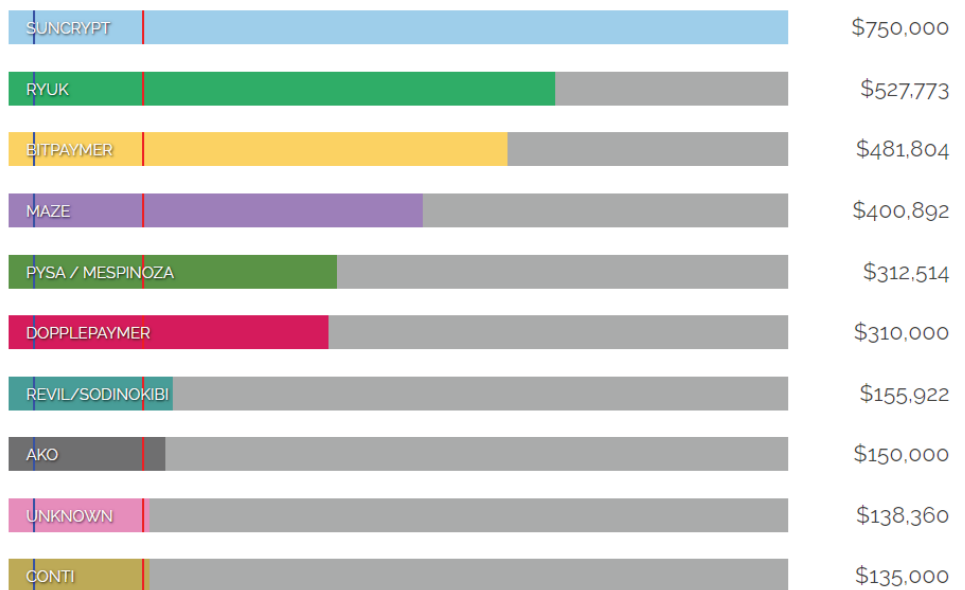
19 Days before attack

12 Days duration of attack

Effectiveness of Backups



Severity of Other Variants



Claim Scenarios

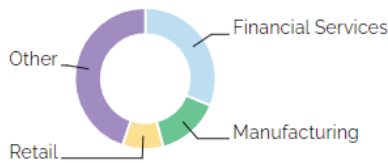
Leveraging thousands of **actual cyber insurance claims** submitted for NetDiligence's annual Cyber Claims Study, this tool illustrates the **average costs** for organizations **based on business sector or type of incident**. Included is a list of individual claims, so you can click through to see specific details for a given incident.

Go to **Cyber Tools** in your eRiskHub® portal to explore this and other resources to help clients understand their cyber exposures.

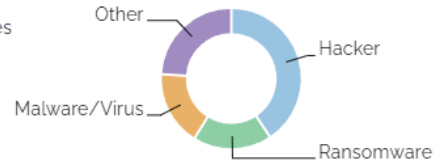
General Information

\$115,015
Average Incident Cost

Top Sectors



Top Causes



Targeted Information

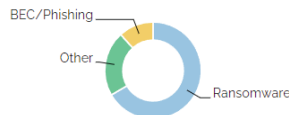
Average losses & top causes based on selection criteria

Revenue Size: Mid-Size (\$300M-\$10B) / Business Sector: Healthcare

Average Incident Cost

\$43,735 ↓

Top Causes



Hundreds of actual claims that fit your criteria

Scenario ID	Year	Cause of Loss	Type of Data	Total Cost
3461	2018	Social Engineering	Files - Critical	\$0
3662	2018	Wire Transfer Fraud	Non-	
3684	2018	Staff Mistake	PHI	
2132	2017	Malware/Virus	PHI	

Claim Details - 2132

Malware/Virus

Incident 2132

Year of Incident: 2017
 Data Type: PHI
 Records Compromised: 0
 Insider Involvement: No
 Hours of Network Outage: 0

Organization

Country: US
 Revenue Size: Small-Revenue (\$300M-\$2B)
 Business Sector: Healthcare

Cyber Insurance

Coverage Level: Primary
 SIR: \$5,000

Incident Cost: \$520,961

Per-Record Cost: N/A

Cost Breakout

SIR: \$5,000
 Forensics: \$493,156
 Breach Coach: \$27,805

Breach Coach



Drill down to see details