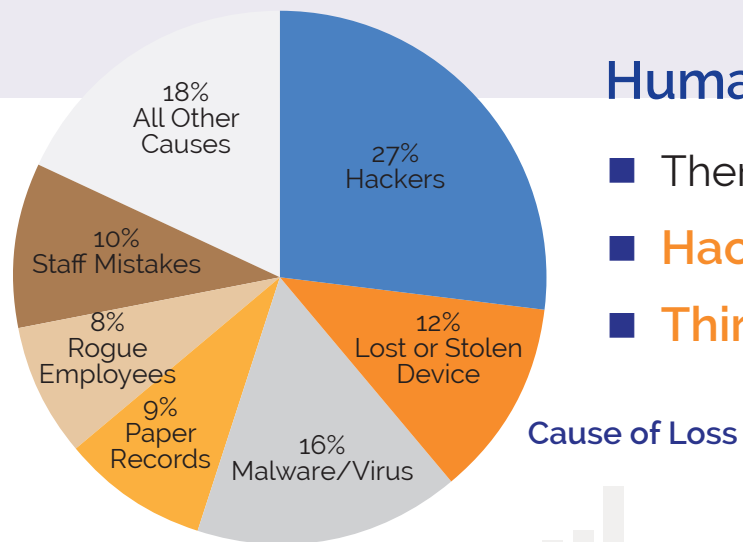


2017 Cyber Claims Study Highlights

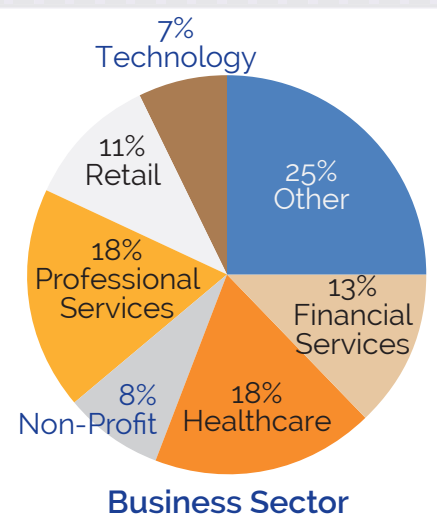
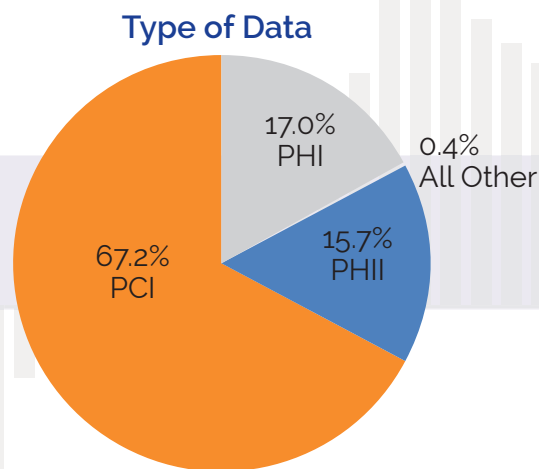
Humans are the **WEAK LINK**



- There was **insider involvement** in **25%** of the incidents
- **Hackers** caused **27%** of the incidents; **Malware/Virus 16%**
- **Third Parties** (vendors) accounted for **13%** of the incidents

The target is **PRIVATE INFORMATION**

- **1.8M records** lost on average
The median number of records lost was 1,091
- **PCI** was the **most frequently exposed data**
Followed by PHI and PII
- **Healthcare** and **Professional Services** were the most breached sectors (**18%** each)
Followed by Financial Services 13%, Retail 11%, Non-Profit 8%, and Technology 7%



Recovery is **COMPLEX & EXPENSIVE***

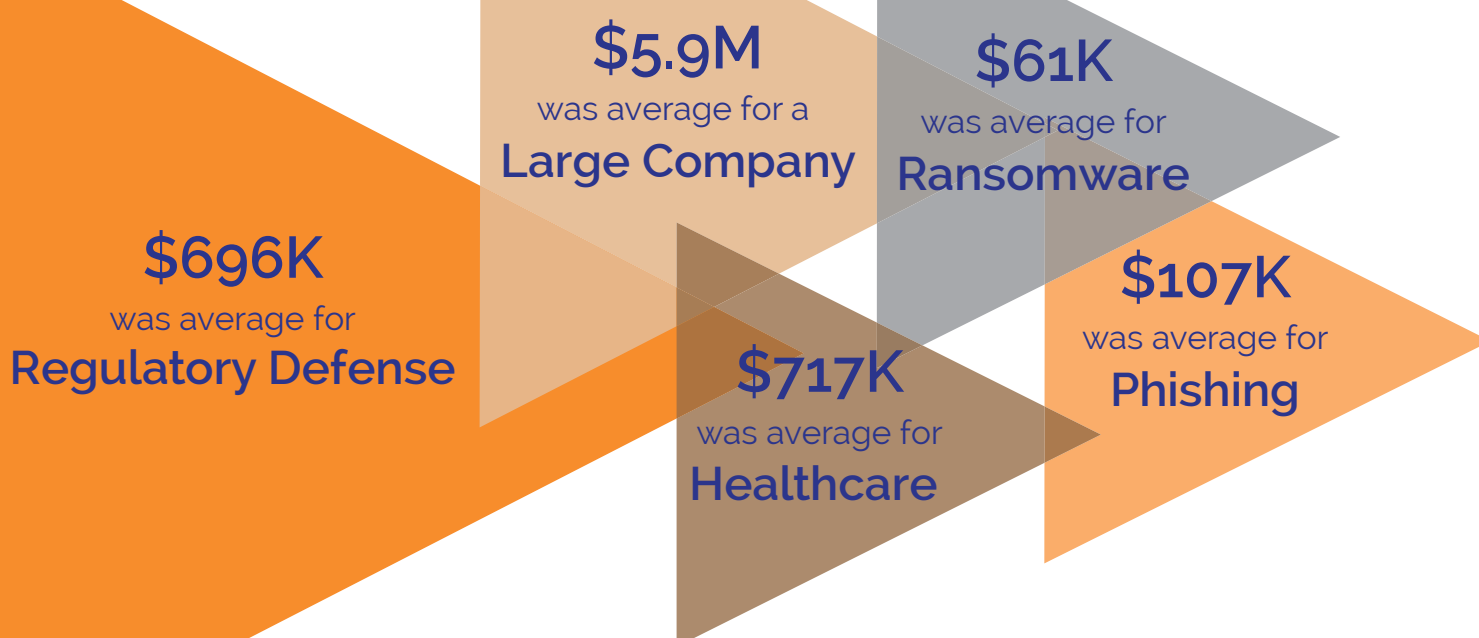
HOW MUCH?

- **\$394K** was the average **breach cost**
- Average **cost per record** was **\$8,119**

*Aggregated 2014-2017

SPENT ON?

- **Crisis Services** averaged **\$249K**
- **Legal Defense** averaged **\$121K**
- **Legal Settlement** averaged **\$255K**



Sponsors
AllClear ID
RSM
Cipriani & Werner
Symantec